



LIBRA

The fabric that can be disinfected by bleach



crevin

original fabrics

LIBRA, the fabric that
can be disinfected by bleach

Why cleaning with bleach?

Bleach is a strong and effective disinfectant. Its active ingredient, sodium hypochlorite, breaks down protein in micro-organisms and is therefore effective in killing viruses, bacteria and fungus.

LIBRA presents a new generation of textile fibres combining aesthetics, high wear resistance and bleach cleanability.

Apart from disinfection with bleach, LIBRA can be cleaned using a simple water-soap solution and removable covers can be machine-washed.

LIBRA is supported by OEKOTEX and the HOHENSTEIN certificate for hypoallergenic and skin-friendly textiles.



Bleach cleanable



Machine washable



Easy clean



Hypoallergenic



Odour repellent



High abrasion



UV resistant



Available in FR



29 colours

LIBRA, the fabric that can be disinfected by bleach

Light, general cleaning (for disinfection and sterilization)

1. Prepare a solution of 20% household bleach and 80% water.
2. Apply the bleach solution to the fabric using a sponge or clean white cloth.
3. After cleaning, rinse the area thoroughly with fresh water to remove all bleach residues.
4. Rub dry with a clean towel and let dry at room temperature.



Machine-washing with bleach (for cleaning and disinfection of removable covers)






1. Wash the covers inside out at 30° using gentle cycle with minimal centrifugation.
2. Do not load the washing machine excessively.
3. When the cover uses Velcro apply a protective cloth or strip over the Velcro to avoid damage to the fabric.
4. Use a mild laundry detergent and add 0,2 litre of household bleach to the first rinse cycle.
5. After the washing flat dry at environmental temperature.
6. Do not iron.



Spot cleaning (for the cleaning of soils and stains)*

1. Prepare a solution of 80% water, 20% bleach and add a few drops of neutral detergent or handwash.
2. Before cleaning remove any excess material and blot the stain with absorbent paper.
3. Rub the stained area with a clean white cloth using the bleach-soap solution. Repeat if necessary. More detergent may be added to the solution.
4. After the cleaning, rinse the area thoroughly with fresh water to remove all bleach and soap residues.
5. Rub dry with a clean cloth and let dry at room temperature.

** For a successful removal of most stains bleach is not necessary. Use bleach only with stubborn stains, to eliminate odours or for sterilization.*

Composition	50%PP 32%PES 18%CO	
Width	140	
Linear Weight	616 gr/ml ± 5%	
Seam slippage resistance EN ISO 13936/2	WARP	WEFT
	1,6	1
Abrasion Resistance	End Point (A) Fully worn off (B) EN ISO 12947/2	66.000 (A)
	Change aspect 3000c EN ISO 12947/4	4-5
Pilling resistance EN ISO 12945/2	4-5	
Assessment of ignitability	BS5852 Sche. Part 4 Source 0 EN 1021 Part 1 CAL TB 117:2013 NFPA 260:2013	PASS
Lightfastness EN ISO 105-B02	6-7	
Colour fastness to rubbing EN ISO 105-X12	DRY	WET
	4-5	4-5
Dimensional change in domestic washing and drying EN ISO 3759 / EN ISO 6330 / EN ISO 5077	WARP	WEFT
	-1%	-1%
Cleaning	    	

efficiency



Made in Barcelona